

Add marginal notes to suggest improvements
for particular pictures and paragraphs

“This is *the* site for learning about democracy.”
—Zoe Weil, author of *Most Good, Least Harm*,
president of the Institute for Humane Education.

“... a huge contribution to the democracy cause.”
—John M. Richardson Jr., former Chairman of the
National Endowment for Democracy.

“Congratulations on a brilliant piece of work.”
—Robert Fuller, former President of Oberlin College,
author of *Somebodies and Nobodies*, and *All Rise*.

The primer, games and pictures let you

Read, Touch and See How

The best voting rules are fast, easy and fair.

They help groups from classrooms to countries.

The results are well centered and widely popular.



They strengthen the votes supporting
one chairperson or policy and
fair shares of seats or spending.



to Use and Enjoy

Share this colorful booklet with friends.

Grow support in your school, club or town.

Enjoy better politics, relations and policies,
pages 34, 35 and 61.

Loring

ACCURATE DEMOCRACY

FairVote



Accurate Democracy

4 New Tools and Colorful Games



Steer Schools, Clubs, Towns and More

FairVote

Complimentary Copy

Some Users and Endorsers

1. Ranked Choice Voting, RCV, elects leaders

in more and more places: New York City, Minneapolis and Maine, have adopted it; plus Duke, Harvard, Princeton, Rice, Stanford, Tufts, MIT, Cal Tech, Carlton, Clark, GW, Reed, Vassar, UCSC, the Universities of Auburn, Houston, CA, IA, IL, MA, MN, NC, OK, TX, VA, WA and WY.

2. Multi-winner RCV elects a whole council

at Cambridge, Carnegie Mellon, Clark, MIT, Oberlin, Oxford, UC Cal, UC Davis, UCLA, UCSB, Vassar and Whitman. More are at www.fairvote.org/rcv_in_campus_elections. For decades, Australian and Irish voters have used Ranked Choice Voting in local and national elections.

Many groups endorse Ranked Choice Voting.

Organizations: Oscars, Church of England, Common Cause, Sierra Club, UUA, American Academy of Arts & Sciences,

Leagues of Women Voters: Arizona, California, Florida, Maine, Massachusetts, Minnesota, North Carolina, Oklahoma, Oregon, South Carolina, Vermont and Washington

National Newspapers: New York Times 6/10/18 & 02/26/20
USA Today, Washington Post 6/14/18; **regional editorials:**
Portland Press Herald, Las Cruces Sun News, and more

Journalists: David Brooks, Hendrik Hertzberg, and more

Celebrities: Jennifer Lawrence, Krist Novoselic, and more

US Senators: John McCain, Bernie Sanders, Obama, more

US Reps: Keith Ellison, Jamie Raskin, Don Beyer, more

Parties: **Democrats** of CA, CO, ME and MA; Green Party, Libertarian Party; **Republicans** in Alaska, Utah and more.

www.fairvote.org/ranked_choice_voting_endorsements

About Us

About FairVote

info@fairvote.org

FairVote is a nonpartisan champion of electoral reforms that give voters greater choice, a stronger voice, and a representative democracy that works for all Americans.

FairVote has a proven record since 1992 as a trailblazer that advances and wins electoral reforms at the local, state, and national level through strategic research, communications and collaboration. Today it is the driving force behind advancing ranked choice voting and fair representation in multi-winner legislative districts that will open up our elections to better choices, fairer representation and more civil campaigns.

About My Work

VotingSite@gmail.com

In 1990, John R. Chamberlin, and Samuel Merrill III each gave me permission to use their sim statistical research results to advance a hybrid Condorcet-RCV rule. In the 1990s, I created *PoliticalSim*[™] and *SimElection*[™]. They compared 30 single- and multi-winner rules from around the world and were used in a few universities. Pages 48-56 show basic maps from the simulation games. My sim research led to *Democracy Evolves*¹¹ in 1997. Then I helped FairVote as a webmaster and librarian. For 10 years I cheered Twin Oaks Community as they stretched the uses of Fair Share Voting. (pages 24 and 44) This booklet summarizes *Accurate Democracy.com*.¹²

My goals are better group-decision results (page 61), through systemic changes (*e.g.* pages 34, 58), through better tools between people (*e.g.* pages 24, 27, 33, 35).

Glossary and Index

Accurate democracy gives groups fair shares of seats and spending
It cuts scams and enacts a policy that tops all rivals. **4 goals**

a **Mandate** is the authority effective votes loan to a winner. It is a basic goal. Contrast a wasted vote. **11-17, 57**

a **Majority** is more than half of the votes.**11-**, 14-, 30-, 56

a **Plurality** has the most votes—often not a majority.
" **rules** use yes-or-no voting; contrast RCV. ... **6, 11, 23, 31-**, 61

a **Ranked Choice Vote** lets you rank your first choice and backups.
It is a tool for effective votes and fair shares**14**, 33, 46

a **Threshold** to win or finish line is the percentage
of the votes a rule requires for a win. **6, 14, 17, 42-**, 48

a **Wasted vote** went to a loser, a winner's surplus or a powerless rep.
It discourages voting and weakens democracy. **12-18, 23, 27**

a **Wrecking amendment** ruins a bill's chances or effects.
a **Free-rider** " doesn't relate to the original bill.**30, 33, 36**

See also the **Summary and Index of Benefits** on page 34.

Acronyms and Synonyms

	<u>Pages</u>
Consensus process.....	33, 36-
CT , Condorcet Tally, Pairwise Comparison.....	28- 30- , 45, 54-56
EC , Ensemble Council..... New	8- , 31, 54-56
FSV , Fair Share Voting..... New	22- 24- , 36-, 43-44, 52-
FR, Fair Rep , Fair Representation (US); see also STV, PR, Proportional Representation, MMP	7, 16- 18- , 54, 61
RCV, Ranked Choice Voting, Choice Voting (US), includes: STV , Single Transferable Vote for Fair Rep.....	42 , 48-51, 54
IRV , Instant Runoff Vote (US), Majority Preferential Vote (Aus), AV, Alternative Vote (UK) or Hare for SMD.	14 , 39-42, 56
SMD , a Single-Member District elects one rep.	6, 16, 19

Accurate Democracy

4 New Tools, with Colorful Games
Survey Schools, Clubs, Towns and More

Robert Loring



Voters waiting

FairVote



We feel this **information** should be free,
but printing this rare **color** booklet costs over \$10.
So we print few copies and give away the ebook:
<https://AccurateDemocracy.com/AcDem.pdf>
It is always the most up-to-date edition.

Please let others **share** this to improve
voting in your clubs, school, city and state.
What will you do or give to live in a more
educated and accurate democracy?
Consider helping **FairVote.org**

Photo **credits**: cover Rawpixel;
title page Adrian de Kock, Cape Town SA, 1994;
page 5 Kiichiro Sato; page 38 Mercedes-Benz;
page 44 Wikimedia; page 47 Minnesota Public Radio;
page 59 Flickr pool, Local Living Venture;
Others not attributed. All photos altered.

© CC BY-SA 3.0 2022, Robert Loring
AccurateDemocracy and its logo are trademarks.
We encourage reviews, reprints, and translations.
www.accuratedemocracy.com/z_prints.htm
preview of ISBN 978-1-7362637-0-9

Kindly send any requests, questions,
comments or compliments to me at
VotingSite@gmail.com

5 Chalmers, Patrick. “The People Trying to Save Democracy From Itself”,
<https://www.theguardian.com/world/2016/jul/02/democracy-tarnished-brand-desperate-need-reinvention>

Bouricius, Terrill G. “Democracy Through Multi-Body Sortition: Athenian Lessons for the Modern Day”, New Democracy Inst., *Journal of Public Deliberation*, Volume 9 | Issue 1; 4-30-2013

Navajas, Joaquin et al; “Aggregated knowledge from a small number of debates outperforms the wisdom of large crowds”, (Cornell University, 2017)
<https://arxiv.org/abs/1703.00045> + info.vtaiwan.tw

6 Tishman, Shari and Albert Andrade. *Thinking Dispositions*,
<https://pdfs.semanticscholar.org/57cb/278acf38e9da6490d266260f9a9c50d20da3.pdf>
Many people use these ways of thinking at times.
But fewer have a disposition to use them routinely.

7 See progressive taxes in Wikipedia pages on: Carbon_tax,
Consumption_tax#Expenditure_tax, Location_value_tax, Financial_transaction_tax
(speculation), and Weath_tax.

Piketty, Thomas and Arthur Goldhammer. *Capital in the 21st Century*; (Cambridge MA: The Belknap Press of Harvard University Press, 2014)

8 <https://cyber.harvard.edu/publications/2018/01/communityfiber> Institute for Local Self-Reliance www.ilsr.org www.windsong.bc.ca

9 Loring, Robert. “Egalitarian versus Authoritarian Values”
https://AccurateDemocracy.com/a_quotes.htm#egal
https://scholar.princeton.edu/sites/default/files/mgilens/files/gilens_and_page_2014_-testing_theories_of_american_politics.doc.pdf

Braun, Andrés and Cabrera, Alejandro. *Nosotros, la gente*. (Córdoba: El Emporio Ediciones, 2021)

10 psypost.org/2018/06/study-finds-less-corruption-countries-women-government-51530

Damien Cave. “Jacinda Ardern Sold a Drastic Lockdown With Straight Talk and Mom Jokes”. <https://www.nytimes.com/2020/05/23/world/asia/jacinda-ardern-coronavirus-new-zealand.html> Defines MMP

11 web.archive.org/web/19990218104532/http://members.aol.com/loringrbt/elect.htm
Ⓐ archive/Democracy_Evolves_1997/elect.htm

12 web.archive.org/web/19991023011241/http://members.aol.com:80/loringrbt/a_intro.htm

Share the **eBook**: AccurateDemocracy.com/AcDem.pdf
It is always the most up-to-date edition.

II. Workshop Games, hold a vote @ a_workshop.htm

- 1 A voter's ranks may skip around, e.g. 1st left, 2nd far right, 3rd center.
- 2 Loring, Robert. Other Budget Rules @ q_other.htm
- 3 FairVote. "Ranked Voting and Election Integrity", 2013. fairvote.org/ranked-voting-and-questions-about-election-integrity/
www8.nationalacademies.org/onpinews/newsitem.aspx?RecordID=25120
Election Audits, http://electionaudits.org/ http://www.verifiedvoting.org
- 4 Portland Voters Overwhelmingly Support Ranked Choice Voting, 2015
fairvote.org/portland_voters_overwhelmingly_support_ranked_choice_voting
- 5 Krosnick, Jon A. "In the Voting Booth, Bias Starts at the Top", *NY Times*,
http://www.nytimes.com/2006/11/04/opinion/04krosnick.html
+ https://www.fairvote.org/rcv_ballot_design
+ A ballot by a developer of FSV http://tupelo-schneck.org:8080/tag/
- 6 https://AccurateDemocracy.com/a_teach.htm
- 7 www.youtube.com/watch?v=oHRPMJmzBBw or v=_5SLQXNpzk
+ https://accuratedemocracy.com/d_stv2d.htm @ p_tools.htm

III. Simulation Examples, compare rules @ d_stv2d.htm

- 1 Loring, Robert. simelection.com 1996 http://politicalsim.com
https://accuratedemocracy.com/d_stv2d.htm @ p_tools.htm
- 2 Lorence, Stella; "Massachusetts Voters May Face Ranked Choice Voting Question...".
BU News Service. 3/3/2020. Quote from Dr. Moon Duchin, founder of MGGG
Redistricting Lab, Tufts University.
- 3 See also entries above for Chamberlin et al; or Merrill III; or Green-Armytage.
Brady, Henry E. "Dimensional Analysis of Ranking Data",
American Journal of Political Science. 34 (11/90)

* Back Matter @ a_goals.htm @ z_review.htm

- 1 https://en.wikipedia.org/wiki/Democracy_voucher
- Ackerman, Bruce; and Ian Ayres. *Voting with Dollars: A New Paradigm for Campaign Finance*; (New Haven: Yale University Press, 2002)
- 2 Gifts to "spoilers" are less effective under Ranked Choice Voting. Multi winner districts make it hard to target money on just one seat.
- 3 https://www.nytimes.com/2018/06/23/opinion/sunday/james-e-hansen-climate-global-warming.html also, "conservation ... depends on effective governance;"
https://www.nature.com/articles/nature25139.
- 4 Compare the Math scores of stable democracies on page 61.



Contents



Here are **three steps** to learn **four** voting tools
They are inclusive, yet centered, quick and easy
Each step reveals more in the powerful tools

I. Voting Primer tells the stories of the **four** tools

- Tragedies, Eras and Progress of Democracy 4
- 1. Instant Runoff Voting elects a widely-popular **Leader** 10
- 2. Fair Representation elects a balance of **Representatives** 16
- 3. Fair Share Voting sets optional **Budgets** *New* 22
- 4. Condorcet Tally enacts a balanced **Policy** " 28
- Rigged votes, Gerrymanders and Gridlock 32
- ★ **Social Effects** of group decision tools 34
- **Consensus** on one **Policy** or many **Budgets** 36
- How your group can try a decision tool 38

II. Workshop Games let us be inside the **four** tallies

- 1. **Leader**, 2. **Reps**, 3. **Budgets**, 4. **Policy** *New!* 39

III. SimElection™ **maps** make tally patterns visible

- 2. **Reps**, 3. **Budgets**, **Council**, 4. **Policy** *New* 48

★ **Back Matter**: Voting reforms aid other reforms 57

- Tables, Endnotes and References 60
- Glossary and Index, About Us 68

I. Voting Primer

Two of Many Tragedies

Old ways of adding up votes fail to represent large groups in many places. In the USA, North Carolina had enough Black voters to fill up two election districts. But they were a minority spread out over eight districts. So for over 100 years, they won no voice in Congress. As voters, they were silenced—with tragic results.¹

The Northwest tore itself apart by changing forestry laws again and again. In a year with weak forestry laws, hasty logging wastes resources. But sudden limits on logging bankrupt some workers and small businesses. If this **policy pendulum** swings far, it cuts down forests and species, then families and towns, again and again.²



What can big swings in other policies do?

Leaves of Twin Oaks, 2013. A budget cut required 55% of the voters.

✦ 4. Enacting a Policy, Condorcet-IRV Tally @ l_intro.htm @ l_motion.htm

1 From Chamberlin, Cohen, and Coombs, cited on page 63 above.

2 If A bests B , B bests C , and C bests A , then we have a “voting cycle.” Tally IRV with the options in the top voting cycle. @ l_cycles.htm

Green-Armytage, James. "Four Condorcet-Hare Hybrid Methods for single-winner elections"; 2011; votingmatters.org.uk/ISSUE29/I29P1.pdf

"Strategic Voting and Nomination"; *Social Choice and Welfare*; 2014.

Tideman, Nicolaus. *Collective Decisions and Voting*; (Ashgate Publishing Ltd. Hampshire, England; 2006) page 232.

Green-Armytage, James; Nicolaus Tideman and Rafael Cosman. "Statistical Evaluation of Voting Rules" *Social Choice and Welfare*; 2016, 46: 183.

Chamberlin et al above, also Merrill. @ c_data.htm @ l_data.htm

Loring One-winner Rule, 1996; @ l_lor1.htm

3 See the captions on pages 15 and 56. @ c_irv.htm#compare

4 https://en.wikipedia.org/wiki/Primary_challenge

5 <https://www.nytimes.com/interactive/2018/11/10/opinion/house-representatives-size-multi-member.html>

6 [Rules of Order AccurateDemocracy.com/l_motion.htm](https://www.AccurateDemocracy.com/l_motion.htm)

7 [fairvote.org/basalt_mayoral_race_features_ranked_choice_voting](https://www.fairvote.org/basalt_mayoral_race_features_ranked_choice_voting)

+ <https://www.theatlantic.com/politics/archive/2018/02/a-better-way-to-look-at-most-every-political-issue/552752/>

★ Social Effects and Uses

1 Bennett-Smith, Meredith. *World's Happiest Countries 2013*, http://www.huffingtonpost.com/2013/05/28/worlds-happiest-countries-2013-australia_n_3347347.html; Cites UN, OECD.

OECD Better Life Index <http://www.oecdbetterlifeindex.org/>

Rothstein, B. and E. Uslaner. “All for All: Equality, Corruption, and Social Trust” *World Politics*, Vol. 58, # 1, October 2005, pp. 41-72

https://projects.iq.harvard.edu/gov2126/files/rothstein_2005.pdf

2 Susskind, Lawrence and Jeffrey L. Cruikshank, *Breaking Robert's Rules*; (Oxford, Oxford University Press, 2006) Spanish: *Mejor Que La Mayoria*, with Francisco Ingouville, (Buenos Aires, Obelisco, 2011)

3 *Group-Process Pattern Language*, <http://groupworksdeck.org>

4 https://www.AccurateDemocracy.com/l_motion.htm

+ [wikipedia.org](https://www.wikipedia.org) [Committee_of_the_whole](#) [Special_rules_of_order](#)

2. Electing Representatives, Fair Rep @ d_intro.htm

- 4 Roberts, Nigel. *New Zealand: A Long-Established Westminster Democracy Switches to PR*, (Stockholm, IDEA, 1997)
www.nigel-roberts.info/NSR-in-Reynolds-&-Reilly-1997.pdf
- 5 Mathews, Dylan. “3 Reasons New Zealand has the Best Designed Government in the World” www.vox.com/2014/9/23/6831777/new-zealand-electoral-system-constitution-mixed-member-unicameral
- Mathew Soberg Shugart. Emergency Electoral Reform: OLPR for the US House. fruitsandvotes.wordpress.com/category/american-political-reform/ Jan. 2021.
- 6 Richie, Rob and Andrew Spenser. “The Right Choice for Elections” University of Richmond Law Review; vol. 47 #3, (March 2013)
<https://lawreview.richmond.edu/files/2013/03/Richie-473.pdf>
- 7 Krook, Mona Lena. Quotas for Women in Politics: Gender and Candidate Selection Reform Worldwide; (Oxford University Press, 2009) 123.
- Healy, Andrew and Jennifer Pate. 2011. “Can Teams Help to Close the Gender Competition Gap?” *Economics Journal*, 121: 1192-1204 https://web.archive.org/web/20170706034311/http://myweb.lmu.edu/ahealy/papers/healy_pate_2011.pdf
- 8 www.nytimes.com/2016/11/10/upshot/women-actually-do-govern-differently.html
<https://www.nytimes.com/2020/05/15/world/coronavirus-women-leaders.html>
Statistics of nations pages 60-61 above, and @ d_stats.htm

3. Allocating Budgets, Fair Share Voting @ p_intro.htm

FSV=STV if \$# = voters#, 1 share = \$1, and 1 seat costs \$# / (seats+1)

- 1 Shah, Anwar ed. *Participatory Budgeting*; The World Bank; Wash. DC;
siteresources.worldbank.org/PSGLP/Resources/ParticipatoryBudgeting.pdf
 - 2 Moore, Joe. *Participatory Budgeting in the 49th Ward*,
<http://participatorybudgeting49.wordpress.com/>
In 2014, voters in Cambridge, Massachusetts saw a similar pattern.
 - 3 Tupelo-Schneck, Robert and Robert B. Loring, *Fair Share Voting*,
for Participatory Budgeting Conference **slideshows**, New York City, 2012.
https://accuratedemocracy.com/p_intro.htm
 - 4 News of the Oaks, *Leaves of Twin Oaks*, Louisa, VA, USA; 1995.
 - 5 Oaks, Adder. “Participatory Budgeting in an Income Sharing Community”,
Communities: Life in Cooperative Culture; #175, June 2017. www.ic.org/participatory-budgeting-in-an-income-sharing-community/
- + *Leaves of Twin Oaks*, 2013. A budget cut required 55% of voters. + If a tally leaves many ballots with money but no items, maybe cut the “base number” of voters. pages 24, 26
64 + <https://pbstanford.org/> participatorybudgeting.org

What's Wrong

We all know how to take a vote when there are only two candidates: We each vote for one or the other. In this simple contest, the yes or no votes say enough.

But as soon as three candidates run for one office, the contest becomes more complicated. Then that old yea or nay type of voting is no longer suitable.³

It's even worse at giving fair shares of council **seats**, setting many **budgets**, or finding a balanced **policy**. Our **defective voting rules** come from the failure to realize this:

*There are different uses for voting,
and some need different types of voting.*




Will their votes be effective?

Eras, Rules and Councils

In the 19th Century

Winner-Take-All Districts ⇒ Off-Center Councils



\$ \$ \$ Policies \$ \$ \$

Typical Council Elected By Plurality Rule

Some English-speaking countries still count votes by England's old **plurality rule**. It elects only one rep from each district—and winning does not require a majority. It merely elects the one who gets the most yes votes.

A district with only one rep tends to develop only two big parties.⁴ Only their candidates have good chances. It gets worse: a district's bias often makes it a “safe seat,” a captive audience for *one* party. So voters in a plurality district are given very little choice or **no real choice**.⁵

If the voters in a few districts are given real choices, the power to set policies might flip from one faction of reps to another. (The **blue reps** † have a majority here. †) Hopes and fears of sudden policy flips polarize politics. Each battle is brutal in part because it's **winner take all**.

1. Electing a Leader, Instant Runoff @ c_irv.htm

1 Chamberlin, John R., Jerry L. Cohen, and Clyde H. Coombs; "Social Choice Observed: Five Presidential Elections of the American Psychological Association" *Journal of Politics*. 46 (1984): pages 479-502.

"An Investigation into the Relative Manipulability of Four Voting Systems", *Behavioral Science*; 30:4 (Jan. 1985) pages 195-203.

Merrill, Samuel III. *Making Multi-candidate Elections More Democratic*. (Princeton, NJ: Princeton University Press, 1988)

2 The Editorial Board. “The Primaries Are Just Dumb.”

<https://www.nytimes.com/2020/02/26/opinion/democrats-primary-south-carolina.html>

3 *Ranked Choice Voting Civility Project* https://www.fairvote.org/rcv_civility_project

Reilly, Ben. *Democracy in Divided Societies* (Cambridge University Press, 2001)

<https://www.nytimes.com/2021/02/25/opinion/elections-politics-extremists.html>

4 Wright, Stephen G. “Voter Turnout in Runoff Elections”, *The Journal of Politics*, Vol. 51, No. 2 (May, 1989), pages 385-396

[fairvote.org/ranked_choice_voting_outperforms_runoffs_in_upholding_majority_rule](https://www.fairvote.org/ranked_choice_voting_outperforms_runoffs_in_upholding_majority_rule)

5 Korean election, web.archive.org/web/20010113205900/http://nimbus.ocis.temple.edu/~jhurewit/history.html https://en.wikipedia.org/wiki/Roh_Tae-woo

6 Papua New Guinea: Electoral Incentives for Inter-Ethnic Accommodation

http://aceproject.org/ace-en/topics/es/annex/esy/esy_pg

7 https://www.fairvote.org/rcv_in_campus_elections

https://www.fairvote.org/where_is_ranked_choice_voting_used

8 representwomen.org/representation_and_rcv_a_long_term_solution

2. Electing Representatives, Fair Rep @ d_intro.htm

1 **Statistics on pages 60-61 compare the stable democracies.**

More at https://accuratedemocracy.com/d_stats.htm

2 Huber, John D. and G. Bingham Powell, Jr., “Congruence Between Citizens and Policymakers in Two Visions of Liberal Democracy,” *World Politics* v46 #3 (April 1994), pages 291-326.

3 “*Illinois Assembly on Political Representation and Alternative Electoral Systems*”, (IGPA University of Illinois, Spring 2001)

<http://www.fairvote.org/media/pep/execsum.pdf>

History of cumulative voting, 1870-1970: Three is better than one

<http://www.lib.niu.edu/1982/iisr04.html>

archive.fairvote.org/index.php?page=39&articlemode=showspecific&showarticle=1325

Endnotes by Chapter

For each chapter the endnote numbers restart at one. The website and free ebook have more complete endnotes with links. I favor online sources that use data from real elections or realistic sims. This is essential for realistic research.

This is the first book about **Ensemble Councils**, **Fair Share Voting**, and rules of order for **Condorcet policies**. [Accuratedemocracy.com](https://www.accuratedemocracy.com) (@) has pages on each voting rule. They add links, videos and free software: @ [z_tools.htm](https://www.z_tools.htm).

FairVote.org has model ballots, bylaws, editorials, research reports, voter-education stories, videos and more. RCV Resources [rankedchoicevoting.org/](https://www.rankedchoicevoting.org/)
https://www.fairvote.org/rcv_activist_toolkit

I. Introduction, Tragedies, Eras and Progress

+ American Academy of Arts and Sciences. Our Common Purpose, American Democracy for the 21st Century. <https://www.amacad.org/ourcommonpurpose/recommendations>

+ Braun, Andrés and Cabrera, Alejandro. *Nosotros, la gente*. (Córdoba: El Emporio Ediciones, 2021)

+ Katherine M. Gehl and Michael E. Porter; Why Competition in the Politics Industry is Failing America; Harvard Business School 9/2017.
<https://www.hbs.edu/competitiveness/research/Pages/research-details.aspx?rid=84>

1 Amy, Douglas J. *Proportional Representation: The Case for a Better Election System*. North Carolina is on page 30, <http://archive.fairvote.org/?page=1606>

2 Durbin, Kathy. *Tree Huggers: Victory, Defeat and Renewal in the Northwest Ancient Forest Campaign*, (Seattle, The Mountaineers, 1996)

3 Hoag, Clarence and George Hallett. *Proportional Representation*, (New York City, The Macmillan Company, 1926)

4 Duverger, Maurice. "Factors in a Two-Party and Multiparty System" *Party Politics and Pressure Groups* (New York City: Thomas Y. Crowell, 1972), pages 23-32.


Rein Taagepera, and Mathew Soberg Shugart. *Seats and Votes: the Effects and Determinants of Electoral Systems*. New Haven: Yale University Press, 1989.

5 FairVote. *Monopoly Politics 2020*, https://www.fairvote.org/monopoly_politics

6 Lijphart, Arend. *Electoral Systems and Party Systems: A Study of Twenty-Seven Democracies* (Oxford: Oxford University Press, 1994)

7 The statistics on pages 60-61 compare nineteen stable democracies.

In the 20th Century Fair-Share Elections ⇒ One-Sided Majorities




Typical Council Elected By Fair Representation

Fair Representation was developed around 1900 to end some major problems caused by the plurality rule. Most democracies now use “Fair Rep.” It elects several reps from each election district. It gives a group that earns say, 20% of the votes, 20% of the council seats. Thus Fair Rep delivers **fair shares** of representation.⁶ It's often called Proportional Representation or PR.

It leads to broad representation of issues and views. But usually there is no central party (**C** above) and the two biggest parties normally refuse to work together. So the side with the most seats forms a ruling majority. Then they enact **policies skewed toward their side**.

In the 21st Century
Ensemble Councils ⇒ Balanced Majorities



\$ \$ \$ Policies \$ \$ \$

Council Elected By Central And Fair-Share Rules

Ensemble rules will elect most representatives by **Fair Rep** plus a few reps (**C** above) by a **central** rule.

So the points of view within the council will have a **spread**, and a pivotal **midpoint**, that match the voters more accurately. **O + • = 🎯** That's the target.*

Later pages will show how a rule can elect a rep with wide support and views near the center of the voters. So winners will be near the center of a Fair Rep council. There they can be the council's **powerful swing voters**, with strong **incentives** to build moderate majorities.

Many voters in this wide base of support won't want narrow centrist policies. They'll likely want policies to **combine the best suggestions from all groups**.

8 * Its colors suggest archery or political bunting. 🇺🇸🇺🇸🇺🇸

Country	Seats	Women %	Health Turnout	Math	Poverty%	Murder
Fair Rep page 16		37%	75%	15	503	13% 12
<u>Sweden</u>	14	44	86	23	502	8 10
Finland	13	42	67	31	548	4 15
Spain	6.7	41	69	7	480	20 6
Norway	8.7	40	76	11	490	5 5
Belgium	8.4	39	89	21	520	13 16
Denmark	15	38	88	34	513	4 10
Netherlands	150	37	80	17	528	10 5
Austria	19	28	82	9	505	8 7
Switzerland	7.8	28	49	20	530	10 6
Costa Rica	21, 4	19	81	36	407	- 112
Uruguay	30, 2	13	90	65	409	- 111
Mixed page 19		36%	71%	26	505	9% 11
<u>Germany</u>	19, 1	39, 13	72	25	514	16 11
<u>New Zealand</u>	50, 1	45, 15	77	41	500	15 9
STV, IRV p. 38,14		34%	89%	29	517	14% 10
Australia	6, 1	38, 25	93	32	520	15 10
Ireland	4	15	70	19	501	10 10
Runoff page 12		27%	60%	1	496	11% 12
France	1	27	60	1	496	11 12
Plurality page 6		25%	66%	34	486	19% 42
Canada	1	26	68	30	527	15 17
United Kingdom	1	29	66	18	495	10 12
United States, 2020	1	24, 25	66, 49	37	474	21 50

AccurateDemocracy.com/d_stats.htm will add
Corruption transparency.org, Democracy Index eiu.com,
Freedom freedomhouse.org, Purchasing power, Leisure.
U.S. turnout rises >15% in presidential years. 4.3.22

Better Voting, Better Living

This data suggests, to elect a good government that enacts superb health, education, tax⁷ and other policies, a country needs effective, not wasted votes.

Does **Fair Representation** elect more women? p.20
Do they tend to raise health and education results?¹⁰
Can these lift low incomes and reduce violent crime?

Do voter **turnouts** or seats won by **women** tend to be lower in countries with more: people? diversity? religion? polygamy? corruption? militarism? hot weather?!

Are those harder to change than the voting rules?



Data Definitions and Sources

Measures of respectable power and policies, circa 2016

Seats average per election district; Inter-Parliamentary Union

Women % of main legislature; Inter-Parliamentary Union

Turnout % Int'l. Inst. for Democracy and Electoral Assistance

Health Rank first is best; World Health Organization

Math Score Program for Int'l. Student Assessment; OECD

Poverty % of children below half of median income; OECD


Murder Rate per million; 7th UN Survey of Crime Trends

Scores weighted by population give a voting rule's average.

AccurateDemocracy.com/d_stats.htm will add
Corruption transparency.org, Democracy Index eiu.com,
Freedoms freedomhouse.org, Purchasing power.



Progress of Democracy



A centrist policy implements a narrow set of ideas. It blocks rival ideas: opinions, needs, goals, and plans. A one-sided policy also blocks rival ideas.

A compromise policy tries to negotiate all the ideas. But contrary ideas forced together often work poorly.

A **balanced policy** blends compatible ideas from all sides. This process needs advocates for diverse ideas. What's more, it needs strong, independent **moderators**. These swing-voting reps can please their wide base of support by building moderate majorities in the council.

A **broad, balanced majority** works to enact broad, balanced policies. These tend to give the greatest chance for happiness to the greatest number of people.

Excellent policies are a goal of accurate democracy. *Measure* their success by the typical voter's education and income, freedom and safety, health and leisure.⁷

Older rules often skew results and hurt a democracy. An ensemble is **inclusive**, yet **centered** and **decisive**—to help make its actions **popular**, yet **stable** and **quick**. The best tools to set budgets or pick a policy will also show these qualities in our stories, graphics and games.

1. Electing a Leader

Nine Voters


John Richardson

Let's think about this election: Nine voters want to elect a leader. The figures in this picture mark the positions chosen by these voters. They stand along a political spectrum from left to right. It is as though we asked them, "If you want high-quality public services and taxes like France or Germany please stand over ↓ here. Stand here ↓ if you want to be like Canada. To be like the USA stand over here ↓. For Mexico's low taxes and government services stand over there ↓."

Robert T. Schneck

Throughout this booklet, we're going to show political positions in this compelling graphical way.

Nine voters spread out along an issue.



High taxes buying great gov. services


Low taxes buying poor gov. services

Civil Society Builds Democracy

Merchants and workers in medieval guilds won some rights by building **group skills**, unity, and allies. **Now local councils, co-ops and schools can build skills.**

Empirical thinking grew in the Age of Enlightenment leading to revolutions for **human rights**.⁶ Now rights must include Fair Representation and Fair Share Voting.

A big need for workers has often raised their pay and political strength, thus the **political equality** in a society. Now more progressive taxes⁷ can help political equality.



Move to a more democratic place (or .org)

To get good policies quickly, go where they are used. For example, do you want the democratic control and long-term savings of county or **co-op owned** utilities?⁸

CEOs may need to be assertive, but not authoritarian. The latter corrupts commerce and wrecks human rights.⁹

Q: How can voting rules **reduce abuses of power**?

A: *RCV rivals act nicer p.14, swing reps moderate p.54. Fair Rep p.51, FSV p.24, & reforms on p.58 spread power. But a winner-takes-all tally sets a bad example.*

Voting Reforms Aid Other Reforms

1 **Ballot access** rules make it hard for small parties to get on the ballot, because big parties fear “spoilers.” To calm that fear, let voters rank their backup choices.

Ranked Choice Voting, RCV, opens up elections.

3 **A news firm** may serve us better if the subscribers steer more parts of it than the owners or advertisers do. There’s a low-cost method for any membership group: **Fair \$hare Voting** can pay the best news bloggers.

3 **Public campaign funding** lets reps and rivals give less time to their sponsors, more time to their voters. One plan gives each voter \$50 of vouchers to donate.¹ Such nameless gifts or **FSV** can cut corrupt paybacks. Big \$ponsors aim gifts to buy the few swing districts.²

1 2 **RCV** or **Fair Representation** make that harder. So big business and billionaires may buy fewer seats.

*“It’s very hard to see us fixing the **climate** until we fix our **democracy**.” Dr. James Hansen³*

1 2 **Good schools**, taxes⁴ and voting may go together. Schools build our group skills and political knowledge.

1 **Sabbatical terms** make the current rep run against a former rep returning from rest, reflection and research. Then the candidates include two with records in the job! Two alike do not break apart a group that uses **RCV**.

4 **Citizens’ assemblies**⁵ and their referendums can get more choices and control by using **Condorcet Tallies**. The laws on voting rules, reps’ pay, \$ponsors, etc. need referendums because the reps have conflicts of interest.

Plurality Election

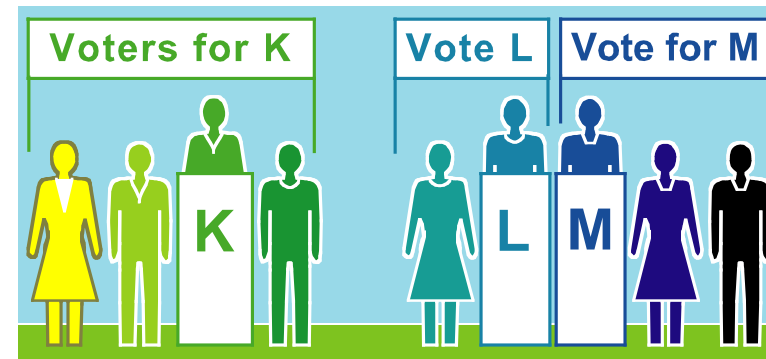
Here we see three rivals step up, asking for votes. Each voter prefers the candidate with the closest position. A voter on the left votes yes for the candidate on the left.

Ms. **K** is the candidate nearest four voters. **L** is nearest two and **M** is nearest three. Candidates **L** and **M** **split** the voters on the right.

Does anyone get a majority (over half), **Yes** or **No**?
Who gets the plurality (the largest number), **K, L** or **M**?
Who gets the second-largest number of votes, **K, L** or **M**?
Answers to questions are at the bottom of each page.

A mere plurality gives the winner a weak **mandate**. This is the authority effective votes loan to a winner, by consent not coercion. Strong mandates support and speed action to reach popular goals.

By plurality rule, the one with the most votes wins.



K is nearest four voters.

M is nearest three.

L is nearest two.

Runoff Election

From the plurality tally, the top two may advance to a runoff. It eliminates the other candidates all at once. The **two voters** who had voted for **L** now vote for **M**. Do they each have more power than some other voter?

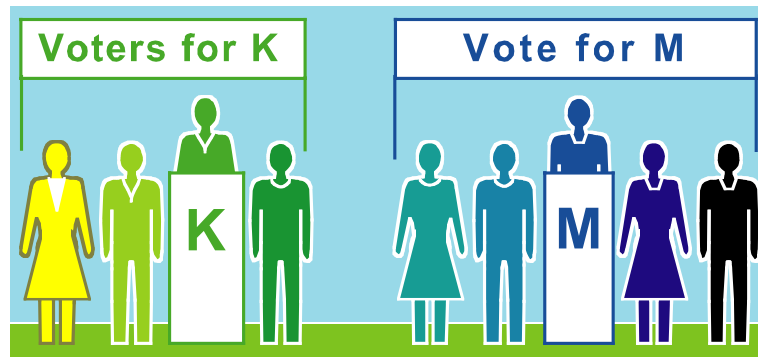
Wasted votes fail to turn a loser into a winner.

Effective votes succeed; a voting rule with more of them is more accurate, fair and responsive.

Does the plurality election waste more votes?
Does that discourage members from voting?
Does the runoff make a stronger mandate?

Runoffs practically ask, “Which *side* is stronger?” Later, these voters will use another voting rule to ask, “Where is our *center*?” And a bigger group will use a rule to ask, “Which trio best represents *all* of us?”

In a runoff, the top two compete one against one.



Four **wasted** votes. Candidate **M wins** a runoff.

No, each voter has one vote in each tally.
Yes, five. Yes. Yes, a majority mandate.

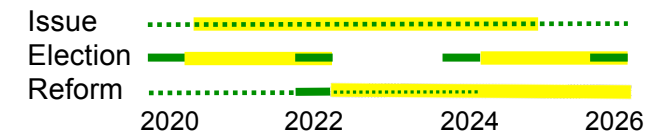
★ Back Matter

Voting Reform Is Cost Effective

Issue campaigns teach voters and reps for years. This eases one problem, but rarely fixes the source.

Election campaigns cost a lot all at once. The biggest faction can skew all policies for a few years.

Reform campaigns can cost less, yet RCV reforms can improve voting and results for many years.



Campaign **costs in green, results in yellow.**

Stronger Votes ∴ Mandates ∴ Policies

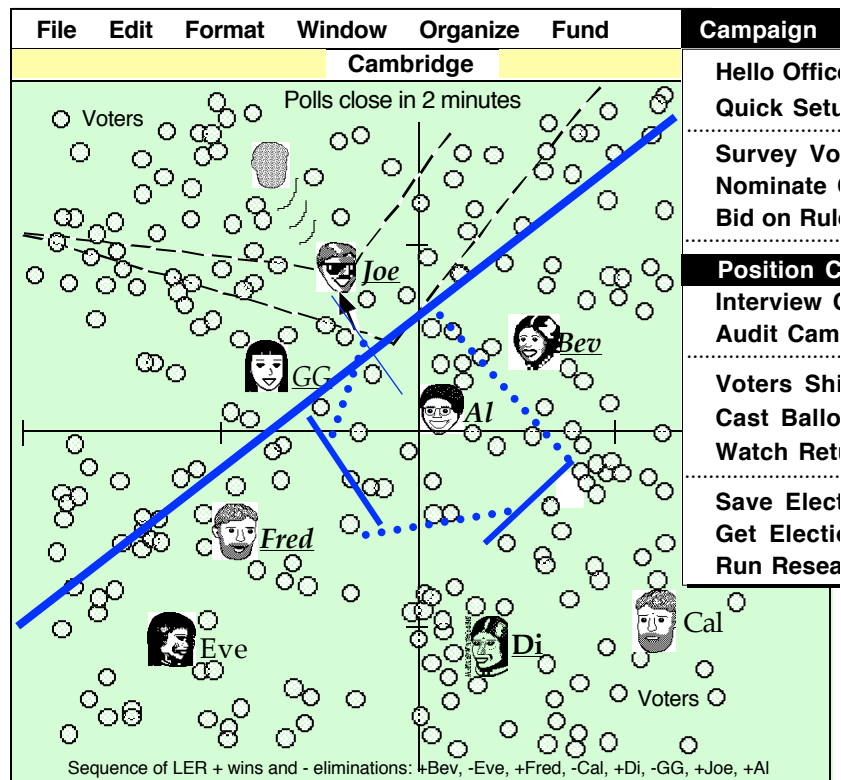
RCV expands the base of power, the numbers of effective votes and voters supporting: Pages

1	a CEO or a Chair from a plurality to a majority	14, 31
2	a Council from a plurality to over three quarters	17
3	the Budget from a few power blocs to all voters	24
4	a Policy from a one-sided to an over-all majority	30

Votes for real choices tally up real democratic power. It needs big mandates to govern new nondemocratic powers in big money, media, marketing and more. Mandates aid actions to achieve popular goals. They build up a democracy and its leaders.

4. Watch Condorcet Find the Center

This map puts a line halfway between AI and a rival. Voters on AI's side of a line are closer to AI and so rank AI higher than the rival. The long line has more voters on AI's side than on Joe's. **AI wins a very different majority over each rival here.** To do that, AI's political positions must be *central* and have *widespread support*. page 31



In contrast, **STV** requires the most *intense support*, first-rank votes, to avoid early elimination. • page 48
IRV does too, with a high finish line of 50% + one vote.

Politics in Two Issue Dimensions

When more issues (or identities) concern the voters, a voting rule keeps its character.¹

Here we see voters choosing positions spread over two issue dimensions: left to right plus up and down. A person's position on one dimension is little help for predicting their position on the other one.

A voter may rank candidates on any issue(s). He prefers the candidate he feels is closest.

“Please step up for more protective regulations. Please step down if you want fewer protections. Take more steps for more change.”

The chapter on simulation games and research shows more tallies with two and even three issue dimensions.

Seventeen voters take positions on two issues: more or less regulation \updownarrow and taxes for services \leftrightarrow



K wins a plurality.

M wins a runoff.

The goal of **Instant Runoff Voting** is this:

**A majority winner,
from a single election.**

Voting is easy. **Rank your favorite** as first choice, **and backup choices**: second, third, etc. as you like.* Your civic duty to vote is done.

Now your vote counts for your top-ranked candidate. **If no candidate gets a majority, the one with the fewest votes loses. So we eliminate that one from the tally.** Your vote stays with your favorite if she advances. If she has lost, then your vote counts for **your backup**. This repeats until one candidate gets a **majority**.

Rob Richie

Why Support Instant Runoff Voting, IRV

- **Backups give you more power and freedom** to express opinions with less risk of wasting a vote.
- **No hurting your first choice** by ranking a backup that does not count unless your first choice has lost.
- **No worry about vote splitting** in a faction as votes for its loser(s) can count for each supporter's backup.
- **More civility** and consensus² arise as candidates ask a rival's fans for their backup votes.^{3,6}
- **A majority winner** from one election, so no winner with a weak mandate and **no costly runoff** election.
- **High voter turnout** also creates **a strong mandate**. The turnout for an election runoff often goes down.⁴

Well Centered and Balanced

An **Ensemble** council combines the breadth and balance of **Fair Representation** with the centering of *Condorcet*.

File Edit Window Organize Fund Campaign

Washington D.C.

Polls close in 2 minutes

Joe GG Fred Eye Bev Al Di Cal

Survey Voters...
Nominate Candi...
Bid on Rules...
Position Candi...
Interview Candi...
Audit Campaign:
Voters Shift...
Cast Ballots
Watch Returns...
Save Election...
Get Election...
Run Research...

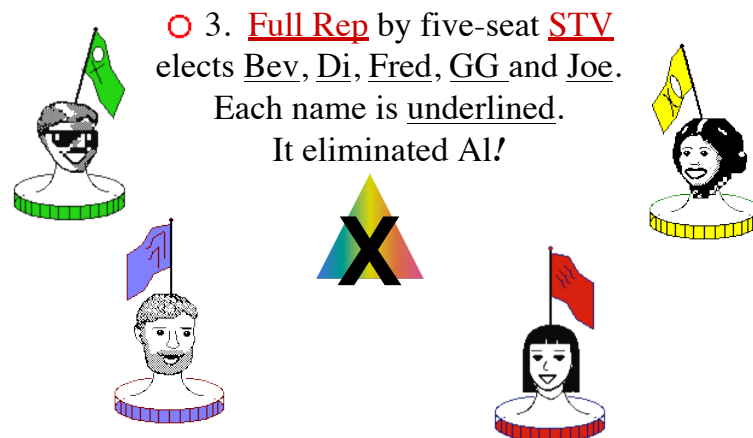
A council's **swing voter** on an issue such as budgets, or regulations, can strongly influence those decisions.

STV works to elect a **balanced council** with moderates and often a centrist. But it does not push any rep to please a **central majority** of voters. *Condorcet* does. ➤

Contrast 3 Councils, each with 5 seats

1. The **Loring Ensemble Rule** elects a few reps by a Condorcet Tally, the rest by an STV tally; see page 8. On this next map, Condorcet Tally elects **Al**; then Full Rep by four-seat STV elects **Bev, Di, Fred** and **Joe**. The map shows each winner's name in **bold**.*

2. The *Condorcet Series* elects the candidates closest to the middle of the voters: *Al, Bev, GG, Joe* and *Fred*. The lower right or southeast gets no rep; so the council is not well balanced. Each winner's name is in *italic*.



Notice Two Surprises

1. It may be surprising that **broad Fair Rep** helps the *central Condorcet* winner be the council's **swing voter**. With these tools, political diversity can be a source of balance and moderation as well as a wide perspective.

2. *Central reps* can lead a **broad Fair Rep council** to **broader majorities**, with moderates from *all sides*.* This can add to or replace some of the “checks and balances” often used to moderate a council's action.

Instant Runoff Voting Patterns

Running for president of South Korea, the former aide to a dictator faced two popular reformers. The two got a majority of the votes but split their supporters. So the aide won a **plurality** (37%, 28%, 27%, 8%). He claimed a mandate to continue oppressive policies. Years later he was convicted of treason in the tragic, government killing of pro-democracy demonstrators.⁵

A voter's backup is often like his favorite, but more popular. So by dropping one reformer, IRV might well have elected the stronger one with a majority.



From five factions to a majority mandate.

- 1) **Violet** loses; so backup choices get those votes.
- 2) Amarilla loses; backup choices get those votes.

This **chief executive** starts in a big band of voters on the biggest side, then builds a majority. This helps her work with reps on the biggest side of a typical council.

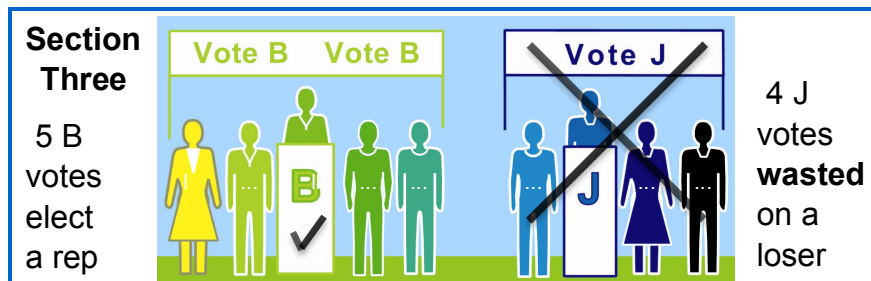
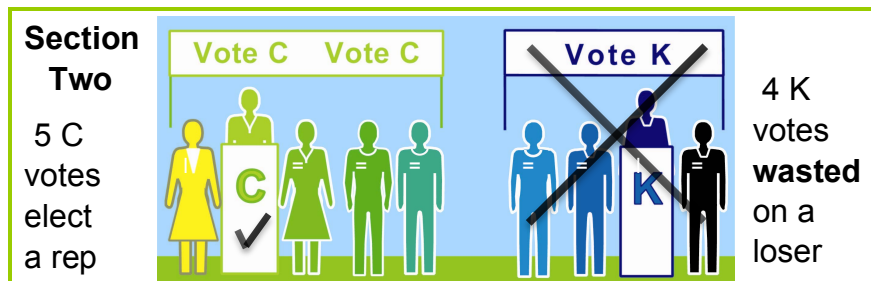

For 11 years, Papua New Guinea used IRV, then plurality rule for 27 years but ethnic violence increased. → They changed back to IRV and the violence decreased.⁶

Irish and Australian voters have used it for decades. They call it the Alternative Vote or Preferential Vote. Americans often call it Ranked Choice Voting, RCV. The inside cover lists some groups using it in the USA.⁷ Some find it helps women achieve parity in politics.⁸

2. Electing Representatives

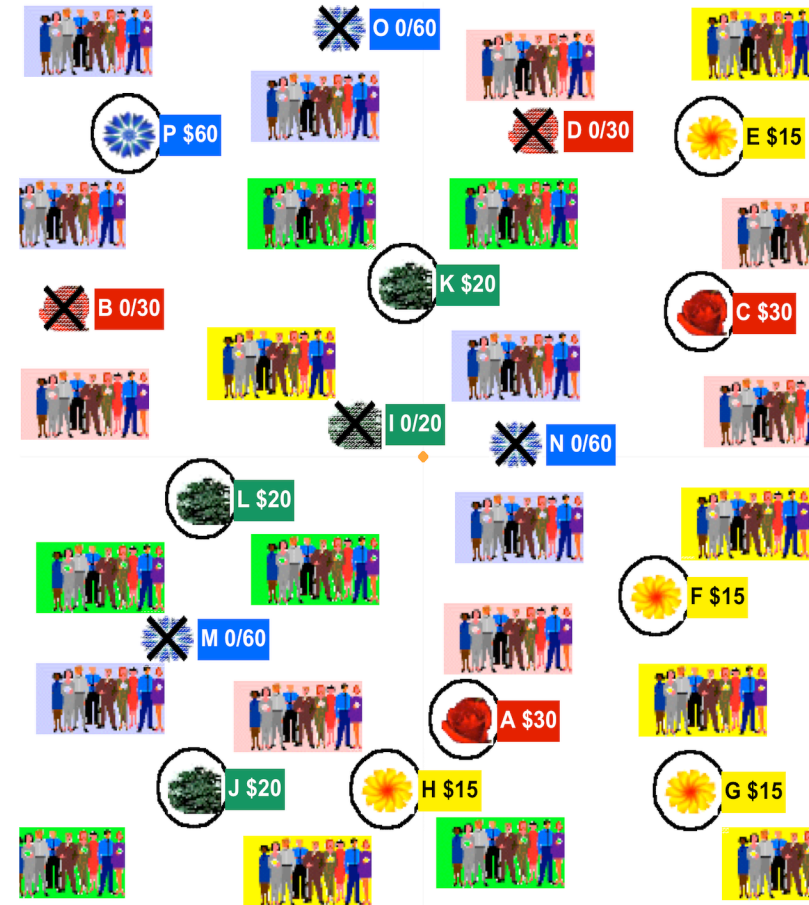
Three Single-Winner Elections

A class of 27 wants to elect a 3 member committee. Someone says, "Elect a rep from each seminar section. To win here, you need to get the ballots of just 5 voters."



- An 11 voter minority gets 2 reps; that's majority power. If spread out, 3 or 4 in each section, they'd get no rep. It can **waste** many votes so it's erratic and easy to rig.

Campus Map



Any big group can **focus** or **spread out** their spending.



Loring Allocation Rule uses a Condorcet Tally to fund some items, then a Fair Share tally. The Condorcet Tally funds items with wide appeals to ad hoc majorities. It lets you vote for a sure winner without wasting any of your own power. The Fair Share tally then funds items with narrower, more intense appeals.

3. Simulation of Fair Share Voting

Fair Share Voting helps voters organize many ad hoc groups large enough to fund their favorite items. Each voter may try to help a few different groups to give money, labor, water or another resource, to one-time projects or optional items in ongoing budgets; e.g. FSV can choose repairs for roads but not new routes.

One-Time Resource Allocations OTRAs

This map shows the public plants proposed by voters on a campus. Often, the site closest to a voter is most useful to him and is his top choice. But this case has four distinct interest groups: **Red, Yellow, Green, and Blue.** Items can be close together on the map and yet be far apart in color. So the map shows a third issue dimension as deep layers of color within the page.

This is a proposed **blue-flower garden**.  It is far from what the **red voters** want, even if it is next door. A voter prefers  the closest item with his favorite color.

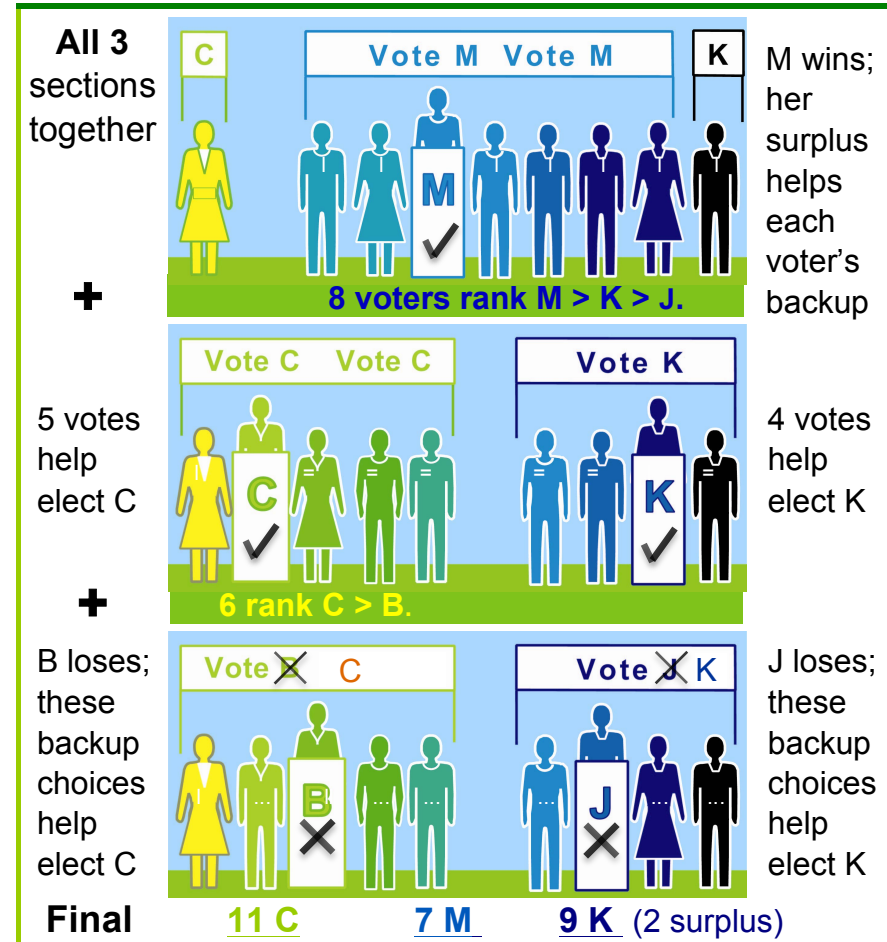
Here a garden club had \$240 to buy public plants and each interest group got a quarter of the votes. So how much did each group allocate?

A red rosebush cost \$30, two big sunflowers \$15, an evergreen bush \$20, a blue passionflower vine \$60.

A group with only a few, low-cost proposals might be able to fund them all. Did that happen here?

One Fair Representation Election

A better idea, “Keep the class whole. Change the votes needed from 1/2 of a section to 1/4 of the class plus 1. To win here, you need the ballots of 7 voters.^Δ A voter may rank a first choice and a backup choice. If his first choice loses, his vote counts for his backup.”



➤ Now the minority gets 1 rep and the majority gets 2. Their mandate is fair, **accurate**, popular and strong.

^Δ The votes needed must allow just 3 winners.

The principle of **Fair Representation** is:
Majority rule by representing the groups in proportion to their voters.

That is, 60% of the vote gets you 60% of the seats, not all of them. And 20% of the vote gets you 20% of the seats, not none of them. These are **fair shares**.

How does it work? There are three basic ingredients:

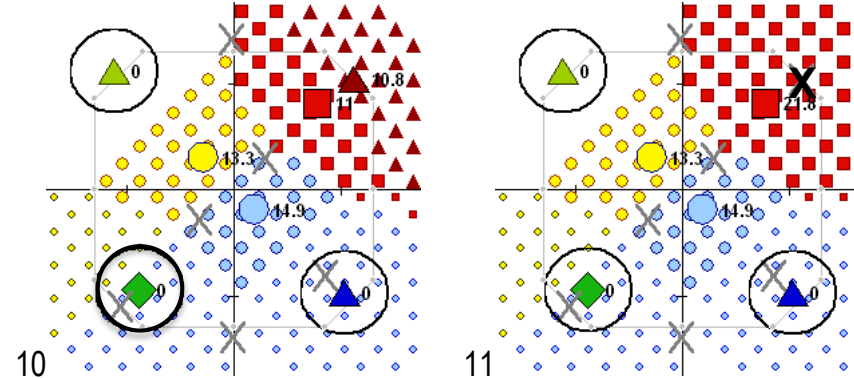
- We elect more than one rep from an electoral district.
- You vote for more than one; you vote for a list.
You pick a group's list, or you list your favorites.
- The more votes a list gets, the more reps it elects.

Why Support Fair Representation, Fair Rep

- **Fair shares** of reps go to the rival groups so **Diverse candidates** have real chances to win so Voters have **real choices** and **effective votes** so **Voter turnout** is strong.¹
- **Women win** two or three times more often¹ so **Accurate majorities** win—also due to more: choices, turnout, effective votes, and equal votes per rep so **Policies match** public opinion better.²

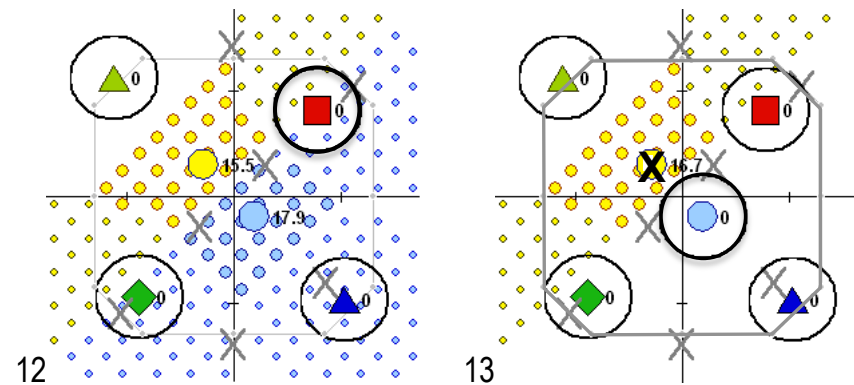
Many people call this Proportional Representation, PR.

A Diverse and Balanced Council



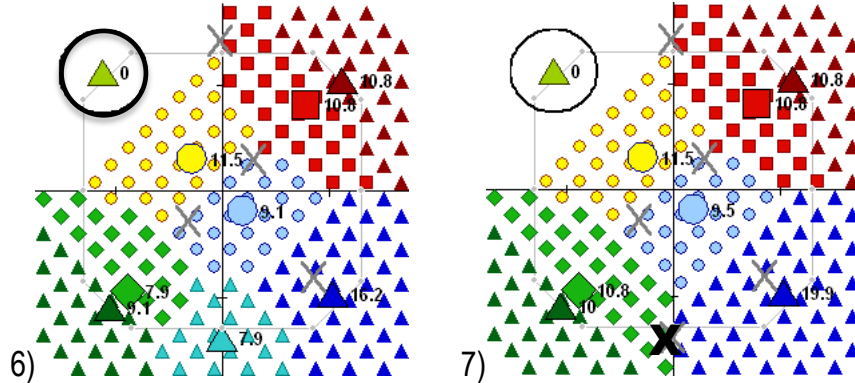
This pattern of voters makes their choices easy to see. SimElection™ also created uniform, random, custom and normal bell-curve patterns for games and research. To learn about life, play in lifelike normal patterns.³

In 13, the box with half the ballots holds all but one rep. Does STV tend to favor and elect fringe candidates? Five reps together need what percentage of the votes? Are the reps diverse? Balanced fairly? Centered well?



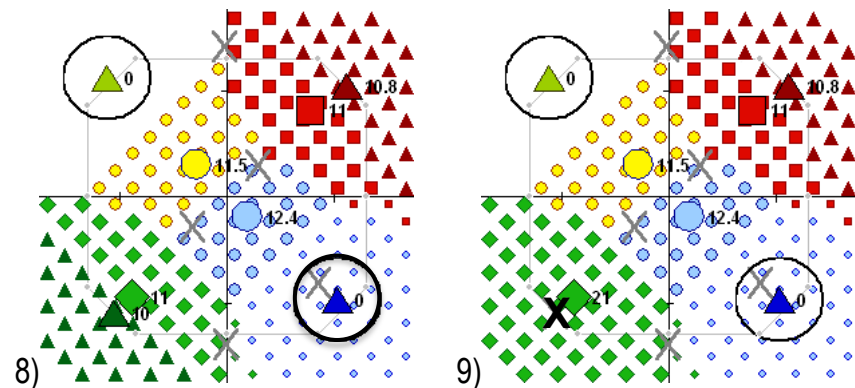
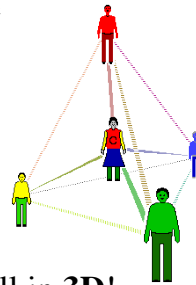
No. Over 83%. Yes. Yes. See page 55.

Votes Transfer, Elect Reps



In 6, a candidate has just enough votes to win a seat. In 8, a winner has **surplus votes**; a fair share goes to each supporter's next choice. ◆ ◆ ◆

The maps show only two issue dimensions. But a five-seat council can form decisions in 3D, if its reps are diverse. More issues and positions get represented in campaigns and debates, then in policies and projects—all in **3D!** “RCV... gives you proportionality on every axis.”² ↔ ↕ ↻

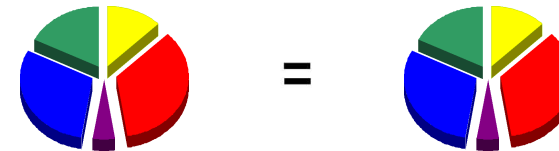


Fair Shares and Moderates

Rob Richie

Chicago elects no Republicans to the State Congress, even though they win up to a third of the city's votes. But for over a century it elected reps from both parties. The state used a fair rule to elect 3 reps in each district. Most gave the majority party 2 reps and the minority 1. So no district was unwinnable and neglected by 1 party, a captive audience for the other party.

Those Chicago Republicans were usually moderates. So were Democratic reps from Republican strongholds. Even the biggest party in a district tended to elect more **independent**-minded reps. They could work together for moderate policies.³



✓ Shares of votes equal fair shares of seats.

New Zealand switched in 1996 from Single-Member Districts to a layer of **SMDs** within Fair Representation. This is called Mixed-Member Proportional or **MMP**. A small, one-seat district focuses more on local issues. Fair Rep frees us to elect reps with widespread appeals.

The seats won by **women** rose from 21% to 29%. The native Maoris reps increased from 7% to 16%, which is almost proportional to the Maori population. Voters also elected 3 Polynesian reps and 1 Asian rep.⁴

Why It Elects More Women

New Zealand and Germany elect half of their MPs in Single-Member Districts and half from Fair Rep lists. Theirs is the best rule to elect a parliament, some say.⁵ The SMDs elect few women; but in the same election, the party lists elect two or three times more women.¹

The **safest nominee** for a party in a Single-Member District is from the dominant gender, race, religion, etc. So SMDs often lead to poor representation of others.

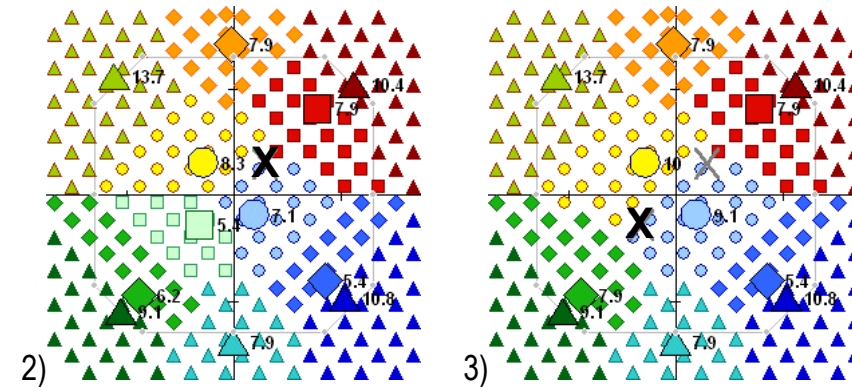
Fair Rep leads a party to nominate a **balanced team** of candidates to attract voters. This promotes women.⁶ A team can have class, ethnic, and cultural diversity. And that gives us diverse reps to approach for help.

*MORE: Competition, Real choices,
Voter turnout, Effective votes,
Strong mandates, Diverse reps,
Women reps, Popular policies*

Some leading women spoke of **starting a new party** in **Sweden**, which uses Fair Rep. Under plurality rule, a big new party splits their own side, so it likely loses. But Fair Rep gives every big party its share of seats.

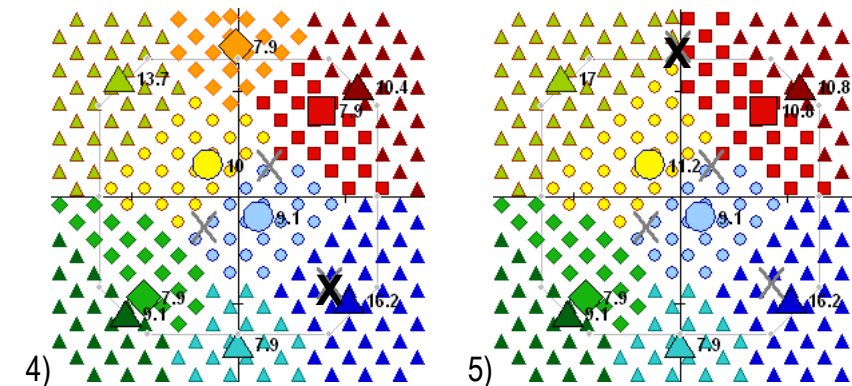
This credible threat made one big party decide job experience was not as important as **gender balance**. So it dropped some experienced men to raise women higher on their party's list. And they won.⁷ Now they are incumbents with experience, power and allies.

The Weakest Lose, One at a Time



In map 2, the first loser gets an X. Her ballots change color and shape when each counts for its new top rank, a close rival. So the nearby fields of color grow. ● ● ● (Game maps may portray places or political positions.*)

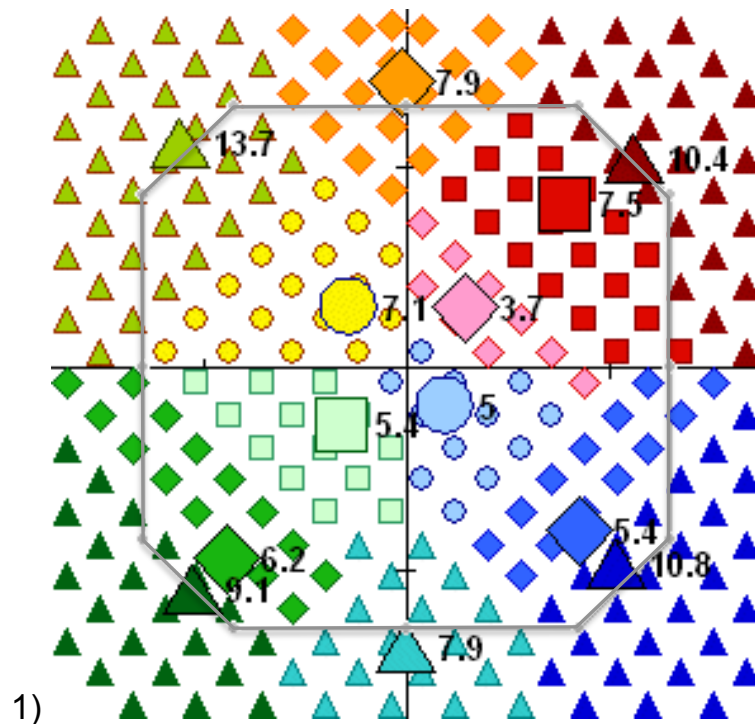
In 1, a gray line circles half the ballots. The candidates outside it lead their close rivals on the first ballot count. But in 2 and 3, as weak candidates lose, most of their ballots count for centrists or **moderates** inside that line.




III. SimElection Games

2. Watch Full Rep Balancing a Council

These maps show **Choice ballots electing five reps.** A little shape is a voter's ballot; a big one is a candidate. Each little ballot has the color and shape of its current top-ranked choice, the closest remaining candidate.¹



1) Sim players position their candidates to get votes (page 56). The numbers on a map show each candidate's current share of top-rank votes; getting 16.7% will win a seat and (halo!) After this round of counting, the weakest candidate must lose and get an X. The 3.7%  will be the first to lose.

48 To make close rivals distinct, colors vary from a spectrum.

Voting Rules and Policy Results

Local SMDs can elect reps with **unequal** vote totals. So a majority of reps might *not* represent most voters. **Fair Rep** requires more equal votes per rep. (page 17) So each majority of reps *does* stand for most voters. This produces **policies closer to public opinion.**²

~~Less: Wasted votes,
Gerrymandered districts,
Monopoly politics,
Dubious democracy~~

Many voters see a woman in a multi-winner race less as fighting her rivals, more as **supporting her issues.**

Councils with fewer women tend to do less for health care, childcare, education and other social needs.⁸ Then the poorest schools and clinics are a **blight**; so are the citizens and workers hurt by poor health or education.

If such urgent needs overwhelm us, we neglect the essential need to fix their **structural sources.** The plurality rule is a key defective part to replace. It wastes votes and underrepresents most voters. It gives the reps less incentive to help most voters.

A more accurate democracy leads toward a better **quality of life**, as measured by the scores on page 60. We would all like better quality-of-life results for our country, and for our towns, schools, clubs and co-ops. So help friends talk about and try these voting rules.

The Fair Rep games and sims will show more.

3. Allocating Budgets

Fair Shares to Buy Shared Goods


Electing reps is the most obvious use of voting rules. Rules to pick projects or a policy are also important. These group decisions occur more often than elections. They even occur in many groups with no elections.

The members of clubs, co-ops, colleges, grant givers and more can enjoy the merits of Fair Share Voting.

Fair Representation distributes council seats fairly. Likewise, votes can distribute some funding fairly.

Democratic rights progress. Each step is more fair thus accurate, responsive, widely supported and strong.

- ✓ Voting by rich men, poor men, Black men, women
- 🇺🇸 Fair Representation of all big political groups
- 🇺🇸 Fair Share Voting by big groups of voters or reps



All big groups have the right to spend some funds.

Workshop Finale 🎵 Notes

It's easy to give this workshop in a class or a club.⁶ In an hour, 20 voters can review plurality, try **IRV**, then try **STV** for colors, as shown below, or **FSV** for treats.⁷


Eat the winners! while you plan to take a poll, for the central majority or fair shares, in a group you know. What qualities do you want in this poll? (See page 34.)

Voter education can be fun to do and it is essential. **FairVote.org** has model ballots, voter-education flyers, videos, stories and much more to help your voters.

Music video for fun: <https://flip2020.wordpress.com>

Many groups offer **apps to tally your votes.**

https://AccurateDemocracy.com/z_tools.htm



Hands-on games and shared treats make memories of how each tool *works*. Next, simple simulations and national statistics show more high-level *effects*. The effects on pages 54 through 59 are important for the governance of schools, clubs, towns and more.

Ranked Choice Ballots

A tally board might serve 30 voters. It's easier to mark **paper ballots** or webpages and tally by computer. Some groups need the secure paper ballots or printouts used by "risk-limiting audits" to find frauds and errors.³

☒ **Yes-or-no ballots** badly oversimplify most issues. They often highlight just two factions: "us versus them." So they tend to **polarize** and harden conflicts.

☉ **Ranked choice ballots** reduce those problems. They let you rank your 1st choice, 2nd choice, 3rd etc. Ranks can reveal a great variety of opinions. Surveys find most voters like the **power** to rank candidates.⁴

Our Menu #1

Fill only one "O" on each line.

lbs. Treats*	Best Ranks Worst					
	1 st	2 nd	3 rd	4 th	5 th	6 th
3 Almonds, Toasted	<input type="radio"/>	<input type="radio"/>	<input type="radio"/>	<input type="radio"/>	<input type="radio"/>	<input type="radio"/>
7 Apples, Honey Crisp	<input type="radio"/>	<input type="radio"/>	<input type="radio"/>	<input type="radio"/>	<input type="radio"/>	<input checked="" type="radio"/>
5 Apricots, Dried	<input type="radio"/>	<input type="radio"/>	<input type="radio"/>	<input type="radio"/>	<input type="radio"/>	<input type="radio"/>
6 Oranges, Navel	<input type="radio"/>	<input type="radio"/>	<input type="radio"/>	<input type="radio"/>	<input type="radio"/>	<input type="radio"/>
6 Peaches, White	<input type="radio"/>	<input type="radio"/>	<input type="radio"/>	<input type="radio"/>	<input type="radio"/>	<input type="radio"/>
6 Tangerines	<input type="radio"/>	<input type="radio"/>	<input type="radio"/>	<input type="radio"/>	<input type="radio"/>	<input type="radio"/>

Which 1 wins by plurality? Hints: 5 sweets vs. 1 nut, and the first name on a ballot gets a 2% to 9% boost.⁵ Which treat wins by **IRV** or by **Condorcet**? With treats, we could adjust their quantities so their costs are equal. **FSV** helps if their costs vary, as on pages 24 and 43.

Patterns of Unfair Funding

Participatory Budgeting, PB, lets neighbors research, discuss and vote on how to spend part of a city's budget. In South America, it spread from one city in 1989 to hundreds today. Progress most often advances this way. The World Bank reports PB may reduce corruption and it tends to raise a community's health and education.¹

In 2010, a Chicago alderman gave \$1,300,000 to PB.² But a plurality rule made the votes and **voters unequal**. For example, in 2011 each vote to help a park won \$501. That was its cost divided by its voters. But if cast for bike racks, each vote won a mere \$31. That's too unfair. Even worse, most of the votes were wasted on losers.³



A bad election rule gets worse when it picks projects. It is **not cost aware**, so it often funds a very costly item and cuts a bunch that get many more votes per dollar. To win this bad tally, load various proposals into one. Keep raising its cost if that attracts more votes.

One year, a scholarship fund got many **surplus votes**. These were wasted votes because they had no effect. So the next year, many supporters chose not to waste a vote on this "sure winner." It lost! They saw the need for a voting rule that would not waste surplus votes.⁴

The principle of **Fair Share Voting** is:
**Spending power for groups,
in proportion to their voters.**

So 60% of the voters can spend 60% of the fund, not all of it. Your ballot's share from the fund lets you vote to pay your shares of the costs for your favorite items.

Voting is easy: simply rank your choices, like in IRV.

Your ballot pays one share for each of its present top ranks—as many as it can afford. A tally of all ballots drops the item with the fewest shares. Those two steps repeat until each remaining item gets full funding.³

Paying one share proves you feel the item is worth its cost and you can afford it in your high priorities.

Some Merits of Fair Share Voting, FSV

- ✚ **Each winner is a popular priority worth its cost:**
To qualify for funding from our group's source, an item needs our "base number" of voters or more.
- ✚ **FSV is fair** to an item of any cost and to its voters:
A ballot pays a costly share to vote for a costly item.
cost / base = 1 share e.g. \$100 / 25 ballots = \$4
If more ballots divide a cost, each of them pays less.
- ✚ So, a ballot's money can help more low-cost items.
This motivates a voter to give his top ranks to the items he feels give **the most joy per dollar**.
- ✚ See Ranked Choice Voting points 1 and 3 on page 14.

4. Condorcet Tally Centers a Policy

In a Condorcet tally, the winner must top each rival, **one-against-one**. Two games show how it works.

- 1) ✚ Flag L stands at our **center**, by the median voter.
Flags J, K and M surround L, 2 m. or yards from it.
- ✚ We asked 9 voters: "Are you closer to J than to K?" If so, please raise a hand." Only one raised a hand. We entered J vs. K, etc. in the **pairwise table** below.

against	J	K	L	M
for J	—	1	3	4
for K	8	8+1=9	4	5
for L	6	5	—	5
for M	5	4	4	4+5=9

The nine voters gave L a majority over each rival.

- 2) ✚ Flag L has a short **Red** ribbon and a long **Blue** one.
 - ✚ If the **Red** ribbon gets to you, the **Red** policy gets your vote with its narrow appeal.
 - ✚ But if the **Red** cannot touch you, the **wide appeal** of the **Blue** policy gets your vote. Which one wins?

If the flags mark places for **a heater** in an icy cold room:

1. Do we put it at our center or in the biggest group?
2. Do we turn on its fan to spread the heat wide?
3. Do voters on the fringes have any influence?
4. Can the median voter enact any policy alone?
5. Do we get a balanced or a one-sided policy?

Usually: *Blue. Center. Yes. Yes. No. Balanced.*

Setting Budget Levels

Each **budget level** needs enough **cards** to pay its cost. So a \$3 bag of apples needs its voters to fill one **column**; a \$6 size just needs some voters to fill one more.

I can't afford to help items I rank below a **costly item**.

Some of us might rank it high only at low-budget levels. This leaves money in our ballots to help more favorites get the base number of votes and so qualify for funding.



Similar options, like ↑ various fruits for treats or trees for a park → may split their voters; Then, by plurality rule, each may lose to a plain nut.



Adjusting Ongoing Budgets

Levels for all the ongoing budgets can make a ballot too long and hard for many voters. So instead of FSV, any5 members may offer an ongoing-budgets plan. Most voters feel it is easier to rank these few plans.² Then a **Condorcet Tally** picks one plan. It will have majority support and it's likely to be coherent, but it might not be fair to some groups.

Fair Shares and Majorities

If a majority controls all the money, the last item they choose adds little to their **happiness**; it is a low priority. But that money can buy a high priority of another big interest group, adding more to their happiness.

In economic terms: The *social utility* of the money and winners tends to rise if we each allocate a share. Fair, cost-aware voting gives *more* voters *more* of what they want for the same cost = more satisfied voters. Shares also spread good opportunities and incentives.

In political terms: The total spending has a wider *base of support*: It appeals to more voters because more see their high priorities get funding.



Fair shares
spread the joy and opportunities.

Plurality rules let **surplus votes** waste a big group's power and let rival items **split** it, as seen on page 14. The biggest groups often have the biggest risks.

FSV protects a majority's right to spend a majority of the fund. It does this by eliminating split votes, as did IRV, and surplus votes, as we'll soon see.

Budget Levels

A co-op that helped develop Fair Share Voting lets each voter rank **budget levels** for *some* items.

A budget level needs to get the **base** number of votes. It gets one if a ballot offers to share the cost up to that level or a higher level. $\text{cost} / \text{base} = 1 \text{ share} = 1 \text{ vote}$
You only pay up to a level you voted for and can afford.

The item with the weakest top level loses that level. Any money your ballot had offered to it moves down your ballot to your highest ranks that lack your support. This repeats until the top level of each item is fully funded by its supporters. Thus, fair shares and backup ranks select a set of winners with **more supporters**.



Many voters must concur, this cost is a high priority within my budget.

A group with 100 members set our **base** number at 25 votes.⁵ My first choice got just enough votes, so my ballot paid 4% of the cost. $100\% / 25 \text{ votes} = 4\%$.

My second choice lost; did it waste any of my power?

My third choice got 50 votes, so my ballot paid only 2% of the cost. Was there any surplus? Did I waste much of my power by voting for this sure winner?

3. Fair Shares Buy Shared Goods

For our tabletop tally of **Fair Share Voting, FSV**:

- ✚ We each get three 50¢ voting **cards** to buy treats.
 - ✚ We decided an item needs modest support from six of us to prove it is a *shared* good worth shared funding. So the **finish line** marks the height of six cards, and
 - ✚ You may put only one of your cards into a **column**.
 - ✚ A costly item must fill several **columns**. A column here holds \$3, so a \$6 item must fill two columns.
- ⇒ Rule B lets you vote an average 50¢ card, a short 25¢ and a tall 75¢ to let you help your top choice more. Four eager voters can fill a column.



- ✚ When an item wins, the treasurer hides its cards. We **drop** items that cost more than all the cards left. Then, one at a time, we drop the least popular item, the one with the lowest level of cards in its columns.

- ✚ **Move** your cards from a loser to your lower choices.

- ✚ **Stop** when we've paid up all items still in the game.

Only a few items can win, but all voters can win!

- ⇒ An app might show our cards popping into 60¢ columns. It pops a 17¢ card into column 1 of each voter's favorite. Then 16¢ pops into each voter's next column, etc. to a round of 3¢. A ballot's 15 cards still total \$1.50 but average just 10¢. After it drops an item, those left regrow from zero.

Instant Runoff Quiz

1. How can your group use this voting rule?
2. A card you move counts just like others, True or False?
3. Ranking a backup can't hurt your first choice, T or F?
4. Only one candidate can reach 50% plus a vote, T or F?
5. Name four cities or schools that use IRV. *Inside cover*
6. What benefits does it give them? *See page 14.*

Answers: 2) *True, we count each card once in each round.*
3) *True, a backup doesn't count unless your 1st has lost.*
4) *True, more reps would need over 100% of the votes.*

Ranked Choice Voting, **RCV**, includes **IRV** and **STV**.
The inside cover lists some of the users.
Most of the groups tally their votes easily with apps.

2. Fair Rep by Single Transferable Vote

A tabletop tally to elect three reps works like **STV**.

- We set the **finish line** at 1/4 of the cards plus one.
Don't put your card on a column that is full.
- One at a time, we **drop** the weakest candidate.
- If your candidate loses, you can **move** your card.
- **Repeat** until three candidates reach the finish line!

Ask the IRV questions above again for STV, adding:

4. Can only 3 candidates each win 25% plus a vote?
7. What total do a trio of reps win all together?

Answers: 4) *True.* 6) *See page 18.* 7) *75%.*

More Merits of Fair Share Voting

- After discussion, a **quick** poll can pick many items.
It reduces **agenda effects** such as leaving no money for the last items or going into debt for them.
- It lets subgroups fund items; so it's **like federalism** but without new layers of laws, taxes and bureaucracy.
And it funds a big group even if they are scattered.
- Each big group controls only its share of the money.
This reduces their means and motives for **fighting**.
It makes (hidden) empires less profitable.
- **Fairness builds trust** in spending by subgroups and raises support for more. This can reduce spending at the extremes of individual and central control.



Merits of FSV for an Elected Council

- FSV gives some power to reps in the opposition, so Electing them is more **effective**, less of a wasted vote.
- They ease starvation budgets that damage projects.
This makes project management more **efficient**.
- A voter can see grants from his rep to each project, tax cut, or debt reduction; then hold her **accountable**.

In games, we may vote for treats and eat the winners!

4. Enacting a Policy

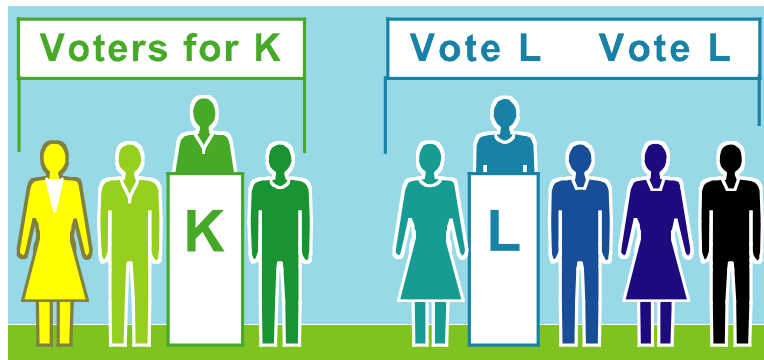
Condorcet Test Number Two

The Runoff on page 12 was a one-against-one contest between the positions of candidates **M** and **K**.
Five voters ranked **M's** policy position over **K's**. $5 > 4$

Here is a second test with the same voters:
K's position loses this one-against-one test.
Candidate **L** wins by five votes to four. $5 > 4$

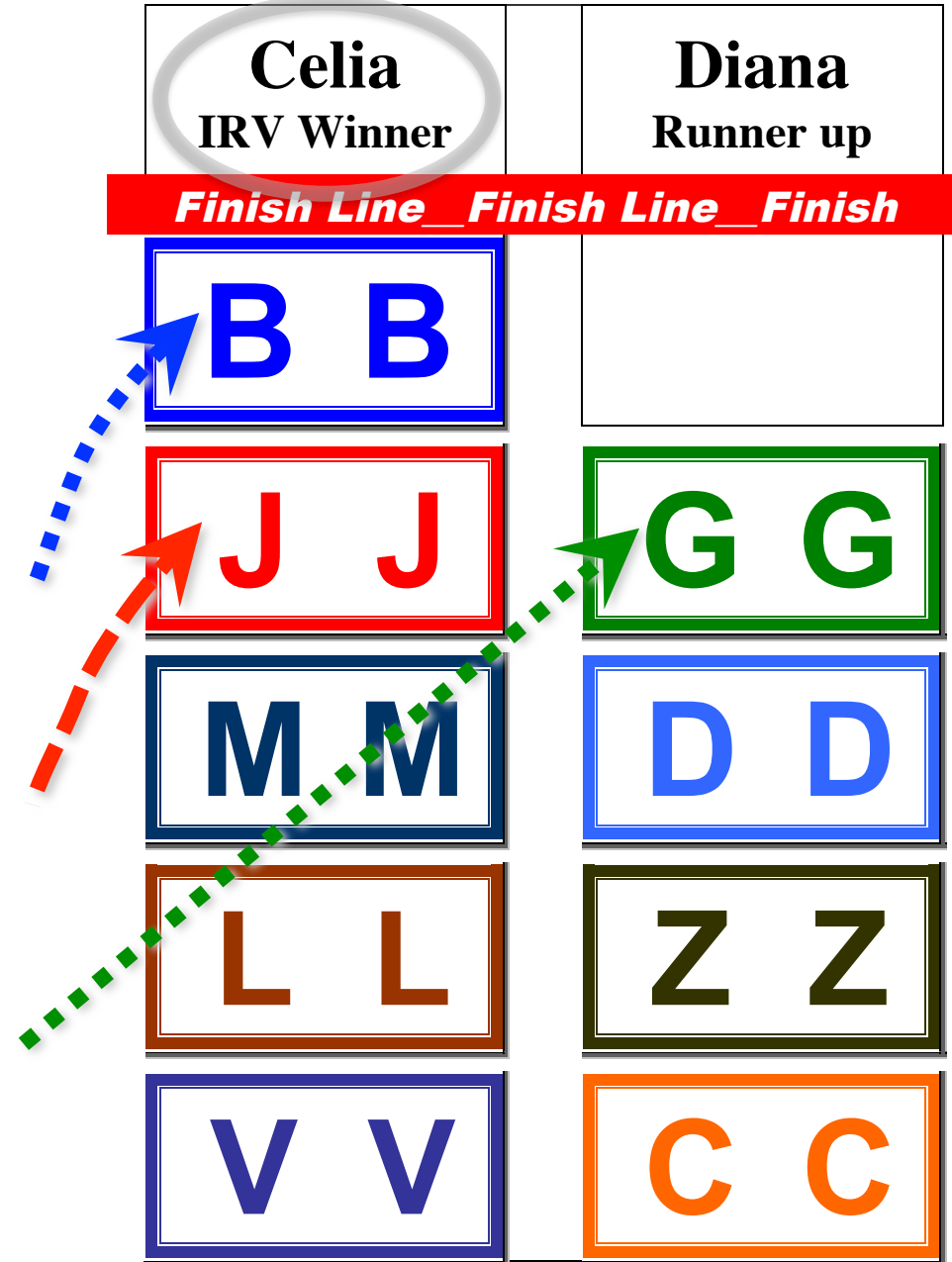
Each person votes once with a ranked choice ballot.
Pages 33 and 46 will show two different, simple ballots.
A workshop page will show a Condorcet Tally table.
And a simulation map will show Condorcet voters with two issue dimensions.

*People often struggle to find
a group's center of opinion*



K is nearest four voters. L is nearest five voters.

How many votes were wasted on a surplus or a loser?
M, L & V rank Celia #1. D, Z & C rank Diana #1.



This winner had no surplus; the last loser held 4 votes. 41

1. Instant Runoff Voting Elects One

Tabletop tallies make **Ranked Choice Voting** lively.

- The **finish line** is the height of half the cards, plus one. That is how many votes a candidate needs to win.
- If no one wins, we **eliminate** the weakest candidate. We draw names from a hat to break ties.
- **If your favorite loses, you can move your card.** You can give it to your next backup choice.
- We **repeat** this to eliminate all but one, the winner!

This **chart** shows four columns on a tally board. The rule **eliminated** Anna, so **voter JJ** moved his card. Then Bianca lost, so **BB** and **GG** moved their cards. They were free to choose different backups.¹

Anna Eliminated 1 st		Bianca Dropped 2 nd	
		B B	
J J		G G	

40 JJ ranks Anna 1, Celia 2.

GG ranks Bianca 1, Diana 2.

Condorcet Test Number Three


Candidate L wins her last test by six to three. $6 > 3$. She has won majorities against each of her rivals. So she is the “**Condorcet winner**.” $L > M$. $L > K$.

“...such a mandate is no doubt a vital ingredient in the subsequent career of the winner.”¹

Who is the Condorcet winner on page 13, K, L or M?

Thus a Condorcet Tally picks a **central winner**.

It can elect a **moderator** to a council, see page 8,
or moderates from districts for MMP, see page 19.
or senators for an upper house.
But is it likely to elect diverse reps, yes or no?
It can select the base number for **FSV**, see page 26.
But is it likely to spread spending fairly, yes or no?
Do CEOs mostly moderate, *or* advocate; e.g. a mayor?



L has six votes.

M has three.

Answers: L. No. No. Discuss this.

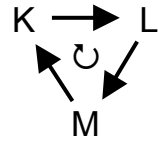
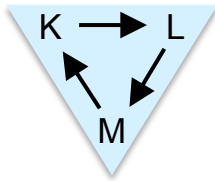
29

The goal in a **Condorcet Tally** is this:
**Majority victories,
 over every single rival.**

The winner must top every rival, **one-against-one.**

The sports **analogy** is a “round-robin tournament.” A player has one contest with each rival. If she wins all her tests, she wins the tournament.

Each voting test sorts all the ballots into two piles. If you rank option K above L, your ballot goes to K. The option that gets the most ballots wins this test. If one wins all its tests, it wins the Condorcet Tally. In a rare, “voting cycle,” majorities rank $K > L$, $L > M$ and $M > K$. IRV can break the tie.²



Why Use a Condorcet Tally, CT

- * **Choice ballots** rank the related options on one ballot so **Simplify** the old rules of order and **speed up** voting so **Reduce agenda effects**, from simple errors and **gridlock**, to free-rider and wrecking amendments.*
- * **A balanced policy** tends to be **stable**, thus decisive. Yet, a balanced process can **calm** some fears about reviewing and **changing** a good policy to improve it. All this saves time and builds respect for democracy.
- * **No split-vote** worries as duplicates don't help or hurt each other.^{2b} An ad hoc majority can rank all of their favorites over the other options. Ballots from all voters help decide which one of the majority's favorites wins.

II. Workshop Games

Get your hands on **4** great voting rules.
 See how fair-share tallies organize voters.
 Vote fast on **projects**, **reps**, or **policies**.



A tally board has

- ⊗ A **card** for each voter,
- ⊗ A **column** for each option,
- ⊗ A **finish line** for the favorites.

How You Can Try a Voting Tool

It's easy to **test**-drive a decision tool in a **survey**. Or a council can form a **committee of the whole** to discuss, vote, tally and report results to enact by their old rules.

Many groups **adopt** a book of parliamentary rules; then they amend it with **“special rules of order”** to make their decisions more popular, stable and quick.⁴



Steering Analogy

When choosing a voting rule, a new Mercedes **costs** little more than an old jalopy. That price is a bargain when the votes steer important budgets or policies.


Does your car have an 1890 steering tiller or a **new**, power steering wheel? Does your town have an 1890 voting rule or a new, centrally balanced rule? e.g. p. 33.

Many groups offer **apps to tally your votes**.
https://AccurateDemocracy.com/z_tools.htm

Policies with Wider Appeal

A **plurality** or runoff winner gets no votes from the losing side and doesn't need to please those voters. But each **CT** option needs support from all sides, because every voter can rank it against its close rivals. Thus every voter is “obtainable” and valuable.

So the winner is well balanced and widely popular.^{2,3} Voters on the **center and right** give it a majority over any **left-wing** policy. At the same time, voters on the **left and center** like it more than any **right-wing** policy. **All sides** like it more than a narrowly-**centrist** policy.



✓ Everyone helps locate our center.

A Chair with Balanced Support

CT can elect a **chairperson or few reps** to be the **swing voters** in an **Ensemble Council**, as pictured on pages 8 and 54. To win, a candidate needs to earn wide support. This gives her strong **incentives** to help the council balance its process and policies.

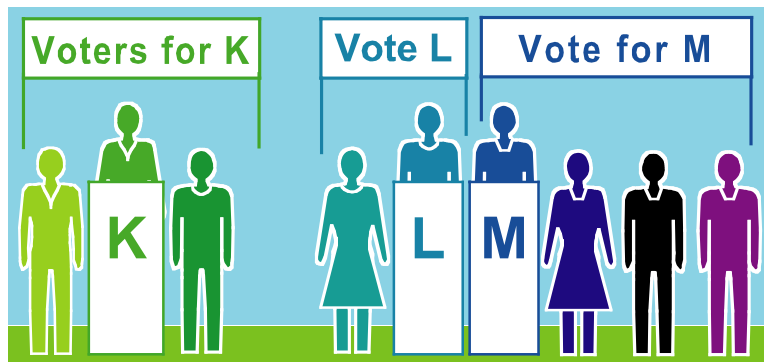
IRV has slightly different effects, **incentives** and uses.³ Games will put us inside each tally to feel how it works.

Resist Rigged Votes

By **plurality** rule, candidate **M** lost on page 11. Now let's say her party **gerrymanders** the borders of her election district. It adds in voters, pictured in **purple**, who tend to like the party and cuts out some who don't. In this **safe-seat** district, **bluish** voters can elect **M** or an even less central candidate who may **polarize** politics.⁴

But this gerrymander didn't change the **CT** winner, **L**. So policies stay stable and make big swerves less often.

Many wasted votes often can expose gerrymanders; **Fair Rep** reduces both,⁵ as shown on pages 16 and 17.



3 rank $K > L > M$. 2 rank $L > M > K$. 4 rank $M > L > K$.

To capture a **CT** or **IRV** seat via ads, bots and news stories, I must **mislead** a majority, not just a plurality. And my gifts to the other side's "**spoilers**" fail to split it.

Foul **manipulations** of plurality rules are not rare. And point voting invites extreme high and low votes, as voters worry, "Do my lower choices hurt my top choice?" But a chance to manipulate **IRV** or **Condorcet/IRV** in a real election is rare, risky and hard;² so it's not a worry.

Complementing Consensus

Groups that seek consensus on basic agreements may vote on other issues: They may vote on a minor **detail** like a paint color or on a bunch of optional **projects**.

Fair Share Voting gives fair shares of power.

Inclusive yet fast, it won't let one person block action. It is cooperative, not consensual nor adversarial. It is less about blocking rivals, more about attracting allies. Its ballot guides a voter to limit and prioritize projects. Its tally weighs dozens of desires, of varied cost and priority, from dozens of intersecting groups. We may modify our **FSV** results through our usual process.

All majorities prefer the Condorcet winner.

A proposal needs to top each rival by 50% plus one; and we may require it to win 60% or even 100% over the status quo on issues involving our basic agreements. If so, 41%, or even one voter, may block a Condorcet winner by showing it breaks a basic agreement.

Carpentry Analogy

The nice consensus methods are like nice hand tools, and these nice voting methods are like nice power tools. The power tools speed cutting through piles of boards or issues, and cutting through a steel-hard one. The high-touch tools help us discover and develop insights into new options.³ So most of us want both kinds of tools.

This primer told the *stories* of the best voting tools. The games will let us *be inside* the simple tallies.

Consensus and Voting

Group decision-making has two linked processes.

A **discussion process** may have a facilitator, agenda, some reports and proposals. Plus the members may suggest some questions and changes for each proposal.

A **decision process** asks all members which proposals have enough support to be winners.²

Voting only **yes or no** leads us to discuss and decide *one* formal “motion” at a time in a very strict sequence. It stifles the sharing of ideas and development of plans.

But both **consensus** and **ranked choice ballots** let us decide some closely related options at the same time. And both reward blending compatible ideas. pages 9, 31 They are less divisive than yes-or-no voting. " 14, 46, 56 So more members want to help carry out the decision.

Why Take a Vote

Discussing an issue well often resolves most parts, with mandates up to 100%. Yet we might want to decide some parts with the best voting tools because they strengthen some reasons for voting:

- 🚩 Choice ballots can **speed up meetings**. pages 27, 33
- 🚩 Secret ballots **reduce social pressure** and coercion.
- 🚩 Well-designed ballots and tallies **promote equality**: Even busy or unassertive people can cast full votes.

A Less Rigged Agenda Now!

Some meetings concoct a policy by a series of yes-no choices, with or without rules of order, agendas or votes. An early proposal might have to beat each later one. An early decision might preclude some later proposals. So “**stacking the agenda**” can help or hurt proposals.

Other meetings discuss the rival options all at once. But often, many members express **no backup choices**. So similar options split supporters and hurt each other. Then a minority pushing one option might seem to be the strongest group. Even sadder, a member with a well-balanced option but few eager supporters might drop it.

Too often, a committee chooses all the parts in a bill. Other members can say only yes or no to that **bundle**, which might include free-rider or wrecking amendments.

Rigged votes often build bad policy and animosity. To reduce these risks, let the voters rank more options.⁶

Issue A, RCV Ballot A

<u>Rank</u>	<u>Option</u>
<u>3</u>	Continue Discussion
<u>2</u>	Original Bill, the main motion
<u>1</u>	Bill with Amendment 1 (a free rider?)
<u>8</u>	Bill with Amend. 2 (a wrecking amend.?)
<u>7</u>	Bill with Amendments 1 and 2
<u>4</u>	Postpone to a Definite Time <u>7</u> days
<u>5</u>	Refer the Bill to a Committee
<u>6</u>	No Change (a vote for gridlock exposed?)

The “Incidental Motions” do not wait for the ballot, e.g. a personal complaint or request.

Summary and Index of Benefits

Ranked Choice Voting Has Proven To	Pages
1, 2, 3, 4. Make voting easy and more effective.	14, 57
Give you power to rank a backup choice; so	33, 46
Reduce your risk of wasting your vote; so	12, 16
Vote worry free for your true first choice.	14
Boost mandates as more voters count.	11-17, 57
1, 2. Reduce attack ads that scare, anger and polarize.	14, 46
Weaken gerrymanders and spoilers.	14, 16, 32
2. Give fair shares of reps to the rival groups; so	18
Give diverse candidates real chances to win; so	20
Give voters real choices and effective votes; so	17
Make voter turnout stronger.	61
2. Elect women about twice as often as plurality; so	20
Accurate majorities win—also due to more: choices,	17
turnout, effective votes and equal votes per rep; so	21
Make policies match public opinion better.	21, 60
Even then, old decision rules push policy pendulums.	4

New Related Legislative Rules Can

4. Elect a few central reps , swing voters pulling	30-31, 56
reps from many factions to moderate policies.	8, 54
3. Give Fair Share Voting for projects, savings, etc.	24
Let voters see each rep's FSV spending.	27
3, 4. Reduce agenda effects and scams.	27, 30, 33, 36
Streamline group decision making.	27, 33, 36

★ Social Effects and Uses

These Are Tools Between People

A group's decision rules pull its **culture** toward fair shares *or* toward winner takes all. They spread power wide and balanced, *or* narrow and lopsided. Other relations among members may follow their models.

Fair rules make **cooperation** safer, faster and easier. This favors people and groups who tend to cooperate. It may lead others to cooperate more often.



Politics are more **principled** and peaceful when all the rules help us find fair shares and central majorities. This might reduce political fears within our community; which helps us to be more receptive, creative and free.

So better rules can help us build better decisions, plus better **relationships**. Both can please most people. Fair rules won't please some who get money or self-esteem from war-like politics. But countries with fair rules tend to rank higher in social trust and happiness.¹ Voting is an exemplary tool between people.